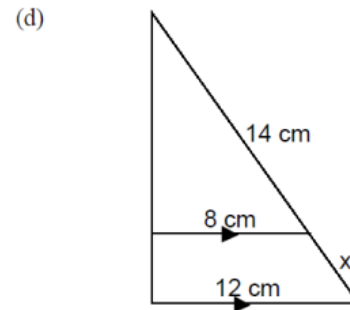
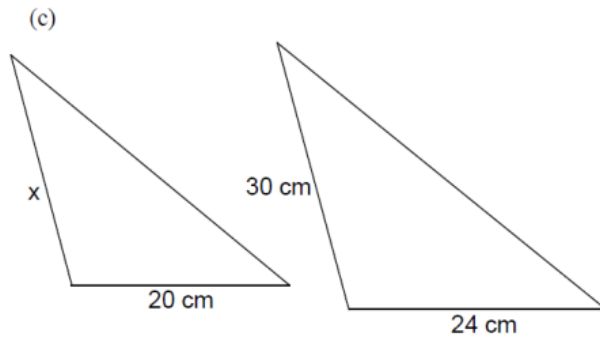
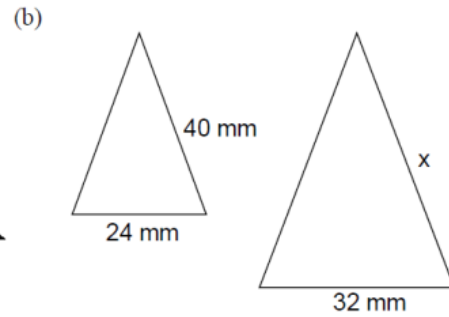
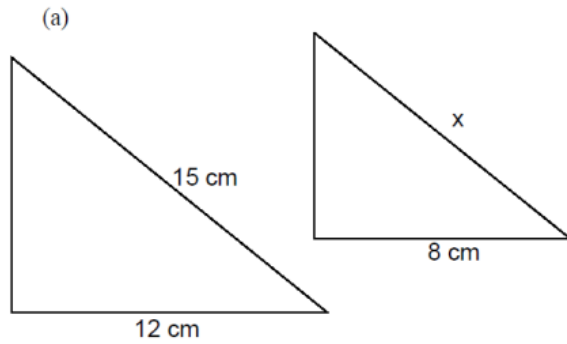



Topic 16 – Similar Shapes

1. Each set of triangles below is similar. Calculate x .



2. Two kitchen worktops are similar in shape. The area of the smaller worktop is 6.8 m^2 .

Calculate the area of the larger worktop.



3. A photograph and its enlargement are similar in shape. The smaller photograph has an area of 56 cm^2 .

Calculate the area of the larger photograph.

